



BURÇLU V KASNAKLAR
BUSH V PULLEYS
 V-образные шкивы со втулкой

ÜÇ FAZLI SEKRON MOTOR TS 731 50 HZ'de KW OLARAK GÜÇ PN Motor Hızı d/dk						V KAYIŞ KASNAKLARI DIN 2211 T1				
3000	1500	1000	750	MOTOR TİPİ	MİLUCU	Profil	dw	z	b2	1
0.18	0.12	-	-	63	11*23	-	-	-	-	-
0.25	0.18	-	-			-	-	-	-	-
0.37	0.25	-	-			-	-	-	-	-
0.55	0.37	-	-	71	14*30	-	-	-	-	-
0.75	0.55	0.37	-	80	19*40	SPZ	63	1	16	28
1.1	0.75	0.55	-			90 S	24*50	SPZ	71	1
1.5	1.1	0.75	-	90 L	28*60	SPZ		80	1	16
2.2	-	-	-			100 L	28*60	SPZ	90	1
-	1.5	1.1	-	112 M	28*60			SPZ	100	1
3	-	-	0.75			132 S	38*80	SPZ	112	2
-	2.2	1.5	1.1	132 M	42*110			SPZ	125	1
-	3	-	-			160 M	48*110	SPZ	140	2
4	-	-	-	160 L	55*110			SPZ	140	2
-	-	2.2	1.5			200 L	60*140	SPZ	160	3
-	4	-	-	225 S	65*140			SPZ	180	4
5.5	-	-	-			225 M	65*140	SPZ	180	4
7.5	5.5	3	2.2	250 M	75*140			SPA	180	4
-	-	4	3			280 S	80*170	SPA	200	4
-	7.5	5.5	-	280 M	80*170			SPA	250	4
11	-	-	4			315 S	80*170	SPA	250	5
15	11	7.5	5.5	315 M	80*170			SPA	280	4
18.5	15	11	7.5			315 S	80*170	SPA	250	5
22	-	-	-	315 M	80*170			SPB	280	5
-	18.5	-	-			315 M	80*170	-	-	-
-	22	15	11	315 M	80*170			SPB	315	6
30	-	-	-			315 M	80*170	-	-	-
37	-	-	-	315 M	80*170			-	-	-
-	30	18.5	15			315 M	80*170	SPC	355	4
-	-	22	-	315 M	80*170			-	-	-
-	37	-	18.5			315 M	80*170	-	-	-
45	-	-	-	315 M	80*170			SPC	355	5
-	45	30	22			315 M	80*170	-	-	-
55	-	-	-	315 M	80*170			SPC	400	6
-	55	37	30			315 M	80*170	-	-	-
*75	-	-	-	315 M	80*170			-	-	-
-	75	45	37			315 M	80*170	-	-	-
*90	-	-	-	315 M	80*170			-	-	-
-	90	55	45			315 M	80*170	-	-	-
*110	-	-	-	315 M	80*170			-	-	-
-	110	75	55			315 M	80*170	-	-	-
*132	-	-	-	315 M	80*170			-	-	-
-	132	90	75			315 M	80*170	SPC	400	6

BURÇLU V KASNAKLAR

BUSH V PULLEYS

V-образные шкивы со втулкой

SPA 13/A	KASNAKLAR PULLEY					KONİK BURÇ CONIC BUSH			SPA 13/A	KASNAKLAR PULLEY					KONİK BURÇ CONIC BUSH			
	ÇAP d _w (mm) <small>Diameter D_w(mm)</small>	Oluk Sayısı <small>Number of grooves</small>	Ş E <small>Fig</small>	Genişlik b ₂ (mm) <small>Width b₂(mm)</small>	Göbek Uzunluğu l(mm) <small>Hub length l(mm)</small>	Kg.	Burç No. <small>Pulley No.</small>	Delik Çapı min max d ₂ (mm) <small>Hole Diameter Min Max D₂(mm)</small>		ÇAP d _w (mm) <small>Diameter D_w(mm)</small>	Oluk Sayısı <small>Number of grooves</small>	Ş E <small>Fig</small>	Genişlik b ₂ (mm) <small>Width b₂(mm)</small>	Göbek Uzunluğu l(mm) <small>Hub length l(mm)</small>	Kg.	Burç No. <small>Pulley No.</small>	Delik Çapı min max d ₂ (mm) <small>Hole Diameter Min Max D₂(mm)</small>	
80	1	1	20	25	0.60	1210	11	28	150	1	1	20	25	2.20	1610	14	40	
	2	4	35	25	0.60	1210	11	28		2	4	35	32	3.10	2012	14	50	
	3	4	50	25	0.90	1210	11	28		3	4	50	45	3.70	2517	24	65	
85	1	1	20	25	0.60	1210	11	28		4	4	65	45	4.30	2517	24	65	
	2	4	35	25	0.70	1210	11	28		5	5	80	45	4.90	2517	24	65	
	3	4	50	25	1.10	1210	11	28		160	1	1	20	25	2.50	1610	14	40
90	1	1	20	25	0.80	1210	11	28			2	4	35	32	3.80	2012	14	50
	2	4	35	25	0.80	1610	14	40			3	4	50	45	4.50	2517	24	65
	3	4	50	25	1.10	1610	14	40			4	4	65	45	5.10	2517	24	65
95	4	4	65	25	1.40	1610	14	40			5	4	80	45	5.80	2517	24	65
	1	1	20	25	0.90	1210	11	28		180	1	1	20	25	2.40	1610	14	40
	2	4	35	25	0.90	1610	14	40			2	4	35	32	4.80	2012	14	50
3	4	50	25	1.30	1610	14	40	3			4	50	45	6.20	2517	24	65	
100	4	4	65	25	1.70	1610	14	40			4	4	65	45	6.90	2517	24	65
	1	1	20	25	0.90	1610	14	40			5	4	80	51	7.00	3020	35	75
	2	4	35	25	1.10	1610	14	40	200	1	1	20	32	3.20	2012	14	50	
3	4	50	25	1.40	1610	14	40	2		1	35	45	5.00	2517	24	65		
4	4	65	25	1.90	1610	14	40	3		4	50	45	5.80	2517	24	65		
106	5	5	80	25	2.00	1610	14	40		4	4	65	51	8.40	3020	35	75	
	1	1	20	25	0.90	1610	14	40		5	4	80	51	9.30	3020	35	75	
	2	4	35	25	1.20	1610	14	40	212	1	1	20	32	3.50	2012	14	50	
3	4	50	25	1.60	1610	14	40	2		1	35	45	5.00	2517	24	65		
4	4	65	32	1.80	2012	14	50	3		4	50	45	6.20	2517	24	65		
112	5	4	65	32	2.20	2012	14	50		4	4	65	51	7.20	3020	35	75	
	5	5	80	32	2.60	2012	14	50		5	4	80	51	9.00	3020	35	75	
	1	1	20	25	1.00	1610	14	40	224	1	1	20	32	3.70	2012	14	50	
2	4	35	25	1.40	1610	14	40	2		1	35	45	5.70	2517	24	65		
3	4	50	32	1.80	2012	14	50	3		4	50	45	6.70	2517	24	65		
118	4	4	65	32	2.20	2012	14	50		4	4	65	51	11.00	3020	35	75	
	5	5	80	32	2.60	2012	14	50		5	4	80	51	12.00	3020	35	75	
	1	1	20	25	1.20	1610	14	40	236	1	1	20	32	4.60	2012	14	50	
2	4	35	25	1.60	1610	14	40	2		1	35	45	6.40	2517	24	65		
3	4	50	32	2.10	2012	14	50	3		4	50	45	6.70	2517	24	65		
125	4	4	65	32	2.50	2012	14	50		4	4	65	51	8.80	3020	35	75	
	5	5	80	32	2.80	2012	14	50		5	4	80	51	10.00	3020	35	75	
	1	1	20	25	1.40	1610	14	40	250	1	1	20	32	4.40	2012	14	50	
2	4	35	25	1.90	1610	14	40	2		1	35	45	6.40	2517	24	65		
3	4	50	32	2.30	2012	14	50	3		4	50	45	7.50	2517	24	65		
132	4	4	65	45	3.20	2517	24	65		4	4	65	51	9.80	3020	35	75	
	5	5	80	45	3.80	2517	24	65		5	4	80	51	11.00	3020	35	75	
	1	1	20	25	1.60	1610	14	40	280	1	1	20	32	5.20	2012	14	50	
2	4	35	32	2.20	2012	14	50	2		1	35	45	7.30	2517	24	65		
3	4	50	45	3.00	2517	24	65	3		4	50	45	8.40	2517	24	65		
140	4	4	65	45	3.60	2517	24	65		4	4	65	51	11.00	3020	35	75	
	5	5	80	45	4.10	2517	24	65		5	1	80	89	17.00	3535	35	90	

BURÇLU V KASNAKLAR
BUSH V PULLEYS
V-образные шкивы со втулкой

SPA 13/A	KASNAKLAR PULLEY					KONİK BURÇ CONIC BUSH		
	ÇAP d _w (mm) <i>Diameter D_w(mm)</i>	Oluk Sayısı <i>Number of grooves</i>	FIG	Genişlik b ₂ (mm) <i>Width b₂(mm)</i>	Göbek Uzunluğu l(mm) <i>Hub length l(mm)</i>	KG. <i>Kg.</i>	Burç No. <i>Pulley No.</i>	Delik Çapı min max d ₂ (mm) <i>Hole Diameter Min Max D₂(mm)</i>
300	1	1	20	32	5.30	2012	14	50
	2	1	35	45	6.80	2517	24	65
	3	1	50	51	9.00	3020	35	75
	4	4	65	51	12.00	3020	35	75
	5	1	80	89	16.50	3535	35	90
315	1	1	20	32	6.30	2012	14	50
	2	1	35	45	9.20	2517	24	65
	3	1	50	51	11.00	3020	35	75
	4	4	65	51	13.00	3020	35	75
	5	1	80	89	19.00	3535	35	90
355	2	1	35	45	9.00	2517	24	65
	3	1	50	51	12.00	3020	35	75
	4	4	65	51	13.00	3020	35	75
	5	1	80	89	20.00	3535	35	90
400	2	1	35	45	10.00	2517	24	65
	3	1	50	51	13.00	3020	35	75
	4	4	65	51	14.50	3020	35	75
	5	1	80	89	21.50	3535	35	90
450	2	1	35	45	14.50	2517	24	65
	3	1	50	51	16.50	3020	35	75
	4	4	65	51	23.00	3020	35	75
	4	4	65	51	23.00	3020	35	75
	5	1	80	89	30.00	3535	35	90
500	2	1	35	45	16.00	2517	24	65
	3	1	50	51	19.50	3020	35	75
	4	4	65	51	26.50	3020	35	75
	4	4	65	51	26.50	3020	35	75
	5	1	80	89	31.50	3535	35	90
560	2	1	35	51	23.50	3020	35	75
	3	1	50	51	27.00	3020	35	75
	4	1	65	89	30.00	3535	35	90
	4	1	65	89	30.00	3535	35	90
	5	1	80	89	33.00	3535	35	90

SPB 17/B	KASNAKLAR PULLEY					KONİK BURÇ CONIC BUSH		
	ÇAP d _w (mm) <i>Diameter D_w(mm)</i>	Oluk Sayısı <i>Number of grooves</i>	FIG	Genişlik b ₂ (mm) <i>Width b₂(mm)</i>	Göbek Uzunluğu l(mm) <i>Hub length l(mm)</i>	KG. <i>Kg.</i>	Burç No. <i>Pulley No.</i>	Delik Çapı min max d ₂ (mm) <i>Hole Diameter Min Max D₂(mm)</i>
106	1	1	25	25	0.90	1610	14	40
	2	4	44	25	1.48	1610	14	40
	3	4	63	25	1.90	1610	14	40
112	1	1	25	25	1.20	1610	14	40
	2	4	44	25	1.68	1610	14	40
	3	4	63	25	2.30	1610	14	40
118	1	1	25	25	1.30	1610	14	40
	2	4	44	25	1.90	1610	14	40
	3	4	63	25	2.60	1610	14	40
125	1	1	25	25	1.50	1610	14	40
	2	4	44	32	2.30	2012	14	50
	3	4	63	32	3.00	2012	14	50
	4	4	82	32	3.20	2012	14	50
132	1	1	25	25	1.80	1610	14	40
	2	4	44	32	2.80	2012	14	50
	3	4	63	32	3.00	2012	14	50
	4	4	82	32	3.47	2012	14	50
140	1	1	25	25	2.10	1610	14	40
	2	4	44	32	2.67	2012	14	50
	3	4	63	32	3.60	2012	14	50
	4	4	82	45	4.50	2517	24	65
150	1	1	25	25	2.50	1610	14	40
	2	4	44	32	3.15	2012	14	50
	3	4	63	45	3.83	2517	24	65
	4	4	82	45	4.90	2517	24	65
160	1	1	25	25	2.90	1610	14	40
	2	4	44	32	3.75	2012	14	50
	3	4	63	45	4.68	2517	24	65
	4	4	82	45	5.45	2517	24	65
170	1	1	25	25	3.30	1610	14	40
	2	4	44	32	4.40	2012	14	50
	3	4	63	45	4.74	2517	24	65
	4	4	82	45	6.70	2517	24	65
180	1	1	25	25	3.80	1610	14	40
	2	1	44	45	5.12	2517	24	65
	3	4	63	45	6.30	2517	24	65
	4	4	82	45	7.25	2517	24	65
	5	5	101	51	8.00	3020	35	75
	6	5	120	51	9.00	3020	35	75
190	1	1	25	32	4.40	2012	14	50
	2	1	44	45	6.50	2517	24	65
	3	4	63	45	7.50	2517	24	65
	4	4	82	45	8.38	2517	24	65
	5	5	101	51	9.10	3020	35	75
	6	5	120	51	10.00	3020	35	75
200	1	1	25	32	4.40	2012	14	50
	2	1	44	45	4.85	2517	24	65
	3	4	63	45	6.56	2517	24	65
	4	4	82	51	9.40	3020	35	75
	5	5	101	51	10.00	3020	35	75
	8	4	158	89	15.00	3535	35	90

BURÇLU V KASNAKLAR

BUSH V PULLEYS

V-образные шкивы со втулкой

SPB 17/B	KASNAKLAR PULLEY					KONİK BURÇ CONIC BUSH			SPB 17/B	KASNAKLAR PULLEY					KONİK BURÇ CONIC BUSH		
	ÇAP d _w (mm) <i>Diameter D_w(mm)</i>	Oluk Sayısı <i>Number of grooves</i>	FIG	Genişlik b ₂ (mm) <i>Width b₂(mm)</i>	Göbek Uzunluğu l(mm) <i>Hub length l(mm)</i>	KG	Burç No. <i>Pulley No.</i>	Delik Çapı min max d ₂ (mm) <i>Hole Diameter Min Max D₂(mm)</i>		ÇAP d _w (mm) <i>Diameter D_w(mm)</i>	Oluk Sayısı <i>Number of grooves</i>	FIG	Genişlik b ₂ (mm) <i>Width b₂(mm)</i>	Göbek Uzunluğu l(mm) <i>Hub length l(mm)</i>	KG	Burç No. <i>Pulley No.</i>	Delik Çapı min max d ₂ (mm) <i>Hole Diameter Min Max D₂(mm)</i>
212	1	1	25	32	4.10	2012	14	50	400	2	1	44	51	11.4	3020	35	75
	2	1	44	45	5.90	2517	24	65		3	1	63	89	16.9	3535	35	90
	3	4	63	45	7.20	2517	24	65		4	1	82	89	22.0	3535	35	90
	4	4	82	51	10.80	3020	35	75		5	4	101	89	25.5	3535	35	90
	5	5	101	51	12.00	3020	35	75		6	5	120	89	28.5	3535	35	90
	6	5	120	51	15.00	3020	35	75		8	5	158	102	41.0	4040	50	100
	8	4	158	89	18.00	3535	35	90		10	5	196	102	46.0	4040	50	100
	8	4	158	89	18.00	3535	35	90									
224	1	1	25	32	4.50	2012	14	50	450	2	1	44	51	14.0	3020	35	75
	2	1	44	45	6.13	2517	24	65		3	1	63	89	22.0	3535	35	90
	3	4	63	45	8.27	2517	24	65		4	1	82	89	25.5	3535	35	90
	4	4	82	51	12.00	3020	35	75		5	4	101	89	29.0	3535	35	90
	5	5	101	51	14.00	3020	35	75		6	4	120	102	35.0	4040	50	100
	6	4	120	89	18.00	3535	35	90		8	5	158	102	52.0	4040	50	100
	8	4	158	89	21.00	3535	35	90		10	5	196	114	56.0	4545	55	110
	10	5	196	89	23.00	3535	35	90									
236	1	1	25	32	4.90	2012	14	50	500	2	1	44	51	15.5	3020	35	75
	2	1	44	45	6.90	2517	24	65		3	1	63	89	24.0	3535	35	90
	3	4	63	45	8.30	2517	24	65		4	1	82	89	28.0	3535	35	90
	4	4	82	51	14.00	3020	35	75		5	4	101	89	30.0	3535	35	90
	5	4	101	89	19.00	3535	35	90		6	4	120	102	32.0	4040	50	100
	6	4	120	89	21.00	3535	35	90		8	5	158	102	49.0	4040	50	100
	8	5	158	89	24.00	3535	35	90		10	5	196	114	58.0	4545	55	110
	10	5	196	89	31.00	3535	35	90									
250	1	1	25	32	5.50	2012	14	50	560	3	1	63	89	26.5	3535	35	90
	2	1	44	45	5.98	2517	24	65		4	1	82	89	31.0	3535	35	90
	3	4	63	51	9.48	3020	35	75		5	4	101	102	39.0	4040	50	100
	4	4	82	51	11.13	3020	35	75		6	4	120	102	42.5	4040	50	100
	5	4	101	89	23.00	3535	35	90		8	5	158	114	59.0	4545	55	110
	6	4	120	89	24.00	3535	35	90		10	5	196	114	66.0	4545	55	110
	8	5	158	89	27.00	3535	35	90									
	10	5	196	89	31.00	3535	35	90									
280	1	1	25	32	6.50	2012	14	50	630	4	1	82	89	36.5	3535	35	90
	2	1	44	45	9.10	2517	24	65		5	1	101	102	44.5	4040	50	100
	3	4	63	51	12.00	3020	35	75		6	4	120	102	51.0	4040	50	100
	4	4	82	51	14.00	3020	35	75		8	5	158	102	66.0	4545	55	110
	5	4	101	89	20.00	3535	35	90		10	5	196	114	75.0	4545	55	110
	6	4	120	89	22.00	3535	35	90									
	8	5	158	89	25.00	3535	35	90									
	10	5	196	89	29.00	3535	35	90									
300	1	1	25	32	5.0	2012	14	50	710	3	1	63	89	36.0	3535	35	90
	2	1	44	45	8.0	2517	24	65		4	1	82	89	41.0	3535	35	90
	3	4	63	51	10.9	3020	35	75		5	1	101	102	51.0	4040	50	100
	4	1	82	89	16.5	3535	35	90		6	1	120	102	59.0	4040	50	100
	5	4	101	89	17.3	3535	35	90		8	5	158	102	78.0	4545	55	110
	6	5	120	89	25.5	3535	35	90		10	5	196	114	88.0	4545	55	110
	8	5	158	89	30.0	3535	35	90									
315	1	1	25	32	7.90	2012	14	50	800	4	1	82	89	48.0	3535	35	90
	2	1	44	45	11.0	2517	24	65		5	1	101	102	56.0	4040	50	100
	3	4	63	51	14.0	3020	35	75		6	6	120	102	66.0	4040	50	100
	4	1	82	89	20.0	3535	35	90		8	5	158	102	100.0	4545	55	110
	5	4	101	89	23.0	3535	35	90		10	5	196	114	110.0	4545	55	110
	6	5	120	89	25.0	3535	35	90									
	8	5	158	89	29.0	3535	35	90									
	10	5	196	89	33.0	3535	35	90									
355	2	1	44	51	14.0	3020	35	75	1000	5	1	101	102	114.0	4040	50	100
	3	4	63	51	17.0	3020	35	75		6	6	120	102	120.0	4040	50	100
	4	1	82	89	24.0	3535	35	90		8	5	158	114	132.0	4545	55	110
	5	4	101	89	26.0	3535	35	90		10	5	196	114	140.0	4545	55	110
	6	5	120	89	29.0	3535	35	90									
	8	5	158	89	34.0	3535	35	90									
	10	5	196	102	41.0	4040	50	100									

BURÇLU V KASNAKLAR*BUSH V PULLEYS*

V-образные шкивы со втулкой

SPC 22/C	KASNAKLAR PULLEY					KONİK BURÇ CONIC BUSH		
	ÇAP d _w (mm)	Oluk Sayısı	Fig	Genişlik b ₂ (mm)	Göbek Uzunluğu l(mm)	Kg.	Burç No.	Delik Çapı min max d ₂ (mm)
	Diameter D _w (mm)	Number of grooves	Fig	Width b ₂ (mm)	Hub length l(mm)	Kg.	Pulley No.	Hole Diameter Min Max D ₂ (mm)
200	3	4	4	85	51	10.0	3020	35 75
	4	4	4	110.5	89	13.0	3535	35 90
	5	4	5	136	89	14.5	3535	35 90
	6	5	4	161.5	89	15.0	3535	35 90
	8	5	5	212.5	89	18.0	3535	35 90
224	3	4	4	85	51	12.0	3020	35 75
	4	4	4	110.5	89	16.0	3535	35 90
	5	4	4	136	89	18.0	3535	35 90
	6	4	4	161.5	89	20.0	3535	35 90
236	3	4	4	85	51	14.0	3020	35 75
	4	4	4	110.5	89	19.0	3535	35 90
	5	4	4	136	89	21.0	3535	35 90
	6	4	4	161.5	89	23.0	3535	35 90
250	3	4	4	85	51	13.0	3020	35 75
	4	4	4	110.5	89	22.0	3535	35 90
	5	4	4	136	89	25.0	3535	35 90
	6	5	4	161.5	89	27.0	3535	35 90
280	3	4	4	85	89	19.0	3535	35 90
	4	4	4	110.5	89	21.0	3535	35 90
	5	5	5	136	89	24.0	3535	35 90
	6	5	5	161.5	89	26.0	3535	35 90
300	3	1	4	85	89	21.0	3535	35 90
	4	4	4	110.5	89	24.0	3535	35 90
	5	4	4	136	89	27.0	3535	35 90
	6	5	4	161.5	89	29.0	3535	35 90
315	3	1	4	85	89	21.0	3535	35 90
	4	4	4	110.5	89	24.0	3535	35 90
	5	4	4	136	89	28.0	3535	35 90
	6	5	4	161.5	89	31.0	3535	35 90
355	3	1	4	85	89	26.0	3535	35 90
	4	4	4	110.5	89	30.0	3535	35 90
	5	4	4	136	89	34.0	3535	35 90
	6	5	4	161.5	89	37.0	3535	35 90
375	3	1	4	85	89	29.0	3535	35 90
	4	4	4	110.5	89	33.0	3535	35 90
	5	5	5	136	89	36.0	3535	35 90
	6	5	5	161.5	102	44.0	4040	50 100
400	3	1	4	85	89	29.0	3535	35 90
	4	4	4	110.5	89	35.0	3535	35 90
	5	5	5	136	89	40.0	3535	35 90
	6	5	5	161.5	102	48.0	4040	50 100

SPC 22/C	KASNAKLAR PULLEY					KONİK BURÇ CONIC BUSH		
	ÇAP d _w (mm)	Oluk Sayısı	Fig	Genişlik b ₂ (mm)	Göbek Uzunluğu l(mm)	Kg.	Burç No.	Delik Çapı min max d ₂ (mm)
	Diameter D _w (mm)	Number of grooves	Fig	Width b ₂ (mm)	Hub length l(mm)	Kg.	Pulley No.	Hole Diameter Min Max D ₂ (mm)
425	3	1	4	85	89	37.0	3535	35 90
	4	5	4	110.5	89	42.0	3535	35 90
	5	5	4	136	89	46.0	3535	35 90
	6	5	5	161.5	102	56.0	4040	50 100
	8	5	5	212.5	114	68.0	4545	55 110
450	3	1	4	85	89	34.0	3535	35 90
	4	4	4	110.5	89	39.0	3535	35 90
	5	4	4	136	102	49.0	4040	50 100
	6	5	4	161.5	114	67.0	4545	55 110
500	3	1	4	85	89	44.0	3535	35 90
	4	5	4	110.5	89	54.0	4040	50 100
	5	5	4	136	102	67.0	4545	55 110
	6	5	5	161.5	114	91.0	5050	70 125
560	3	1	4	85	89	44.0	3535	35 90
	4	5	4	110.5	89	54.0	4040	50 100
	5	5	4	136	102	67.0	4545	55 110
	6	5	5	161.5	114	91.0	5050	70 125
630	3	1	4	85	89	44.0	3535	35 90
	4	5	4	110.5	89	54.0	4040	50 100
	5	5	4	136	102	67.0	4545	55 110
	6	5	5	161.5	114	91.0	5050	70 125
710	3	1	4	85	89	44.0	3535	35 90
	4	5	4	110.5	89	54.0	4040	50 100
	5	5	4	136	102	67.0	4545	55 110
	6	5	5	161.5	114	91.0	5050	70 125
800	3	1	4	85	89	44.0	3535	35 90
	4	5	4	110.5	89	54.0	4040	50 100
	5	5	4	136	102	67.0	4545	55 110
	6	5	5	161.5	114	91.0	5050	70 125
1000	3	1	4	85	89	44.0	3535	35 90
	4	5	4	110.5	89	54.0	4040	50 100
	5	5	4	136	102	67.0	4545	55 110
	6	5	5	161.5	114	91.0	5050	70 125
1250	3	1	4	85	89	44.0	3535	35 90
	4	5	4	110.5	89	54.0	4040	50 100
	5	5	4	136	102	67.0	4545	55 110
	6	5	5	161.5	114	91.0	5050	70 125

TRİĞER KASNAKLAR

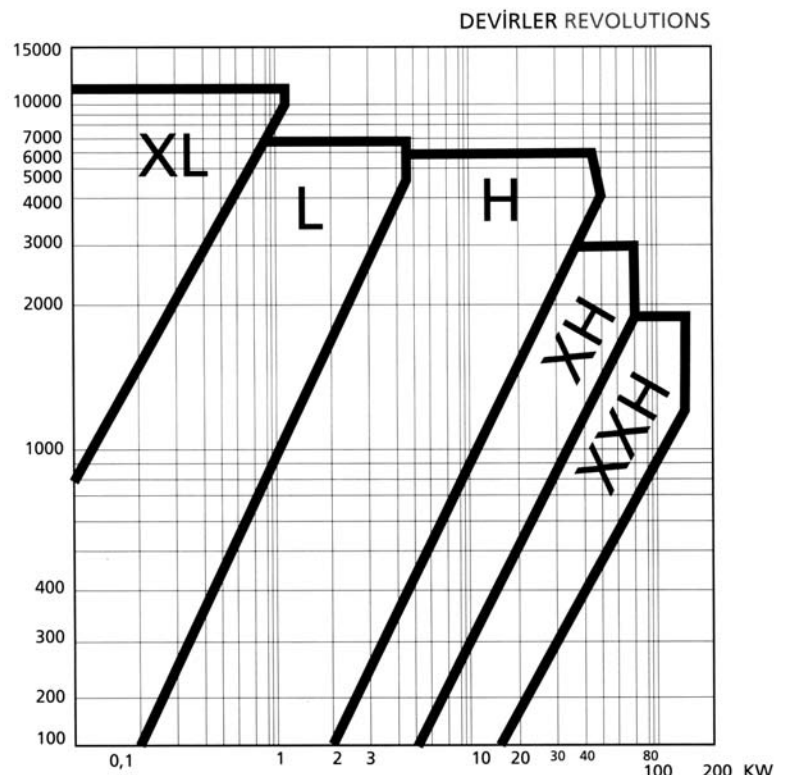
TRIGGER PULLEYS

ПРИВОДНЫЕ РЕМНИ (H)

TRİĞER KASNAKLAR (H)				
TRIGGER PULLEYS (H)				
1/2 " (12,7 mm)				
H075	H100	H150	H200	H300
14 H075 F	14 H100 F	14 H150 F	14 H200 F	14 H300 F
16 H075 F	16 H100 F	16 H150 F	16 H200 F	16 H300 F
17 H075 F	17 H100 F	17 H150 F	17 H200 F	17 H300 F
19 H075 F	19 H100 F	19 H150 F	19 H200 F	19 H300 F
20 H075 F	20 H100 F	20 H150 F	20 H200 F	20 H300 F
21 H075 F	21 H100 F	21 H150 F	21 H200 F	21 H300 F
22 H075 F	22 H100 F	22 H150 F	22 H200 F	22 H300 F
23 H075 F	23 H100 F	23 H150 F	23 H200 F	23 H300 F
24 H075 F	24 H100 F	24 H150 F	24 H200 F	24 H300 F
25 H075 F	25 H100 F	25 H150 F	25 H200 F	25 H300 F
26 H075 F	26 H100 F	26 H150 F	26 H200 F	26 H300 F
27 H075 F	27 H100 F	27 H150 F	27 H200 F	27 H300 F
28 H075 F	28 H100 F	28 H150 F	28 H200 F	28 H300 F
29 H075 F	29 H100 F	29 H150 F	29 H200 F	29 H300 F
30 H075 F	30 H100 F	30 H150 F	30 H200 F	30 H300 F
32 H075 F	32 H100 F	32 H150 F	32 H200 F	32 H300 F
33 H075 F	33 H100 F	33 H150 F	33 H200 F	33 H300 F
34 H075 F	34 H100 F	34 H150 F	34 H200 F	34 H300 F
35 H075 F	35 H100 F	35 H150 F	35 H200 F	35 H300 F
36 H075 F	36 H100 F	36 H150 F	36 H200 F	36 H300 F
38 H075 F	38 H100 F	38 H150 F	38 H200 F	38 H300 F
40 H075 F	40 H100 F	40 H150 F	40 H200 F	40 H300 F
42 H075 F	42 H100 F	42 H150 F	42 H200 F	42 H300 F
44 H075 F	44 H100 F	44 H150 F	44 H200 F	44 H300 F
45 H075 F	45 H100 F	45 H150 F	45 H200 F	45 H300 F
48 H075 F	48 H100 F	48 H150 F	48 H200 F	48 H300 F
50 H075 F	50 H100 F	50 H150 F	50 H200 F	50 H300 F
52 H075 F	52 H100 F	52 H150 F	52 H200 F	52 H300 F
58 H075 F	58 H100 F	58 H150 F	58 H200 F	58 H300 F
60 H075 F	60 H100 F	60 H150 F	60 H200 F	60 H300 F
70 H075 F	70 H100 F	70 H150 F	70 H200 F	70 H300 F
72 H075 F	72 H100 F	72 H150 F	72 H200 F	72 H300 F
84 H075 F	84 H100 F	84 H150 F	84 H200 F	84 H300 F
96 H075 F	96 H100 F	96 H150 F	96 H200 F	96 H300 F
120 H075 F	120 H100 F	120 H150 F	120 H200 F	120 H300 F

TRİĞER KASNAKLAR (L)		
TRIGGER PULLEYS (L)		
3/8 " (9.525 mm)		
L050	L075	L100
10 L050 F	10 L075 F	10 L100 F
11 L050 F	11 L075 F	11 L100 F
12 L050 F	12 L075 F	12 L100 F
13 L050 F	13 L075 F	13 L100 F
14 L050 F	14 L075 F	14 L100 F
16 L050 F	16 L075 F	16 L100 F
17 L050 F	17 L075 F	17 L100 F
19 L050 F	19 L075 F	19 L100 F
20 L050 F	20 L075 F	20 L100 F
21 L050 F	21 L075 F	21 L100 F
22 L050 F	22 L075 F	22 L100 F
23 L050 F	23 L075 F	23 L100 F
24 L050 F	24 L075 F	24 L100 F
25 L050 F	25 L075 F	25 L100 F
26 L050 F	26 L075 F	26 L100 F
27 L050 F	27 L075 F	27 L100 F
28 L050 F	28 L075 F	28 L100 F
30 L050 F	30 L075 F	30 L100 F
32 L050 F	32 L075 F	32 L100 F
33 L050 F	33 L075 F	33 L100 F
35 L050 F	35 L075 F	35 L100 F
36 L050 F	36 L075 F	36 L100 F
40 L050 F	40 L075 F	40 L100 F
42 L050 F	42 L075 F	42 L100 F
44 L050 F	44 L075 F	44 L100 F
45 L050 F	45 L075 F	45 L100 F
48 L050 F	48 L075 F	48 L100 F
50 L050 F	50 L075 F	50 L100 F
52 L050 F	52 L075 F	52 L100 F
56 L050 F	56 L075 F	56 L100 F
57 L050 F	57 L075 F	57 L100 F
60 L050 F	60 L075 F	60 L100 F
70 L050 F	70 L075 F	70 L100 F
72 L050 F	72 L075 F	72 L100 F
84 L050 F	84 L075 F	84 L100 F
96 L050 F	96 L075 F	96 L100 F

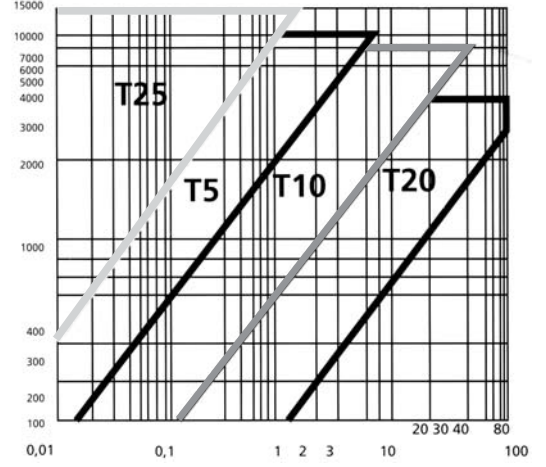
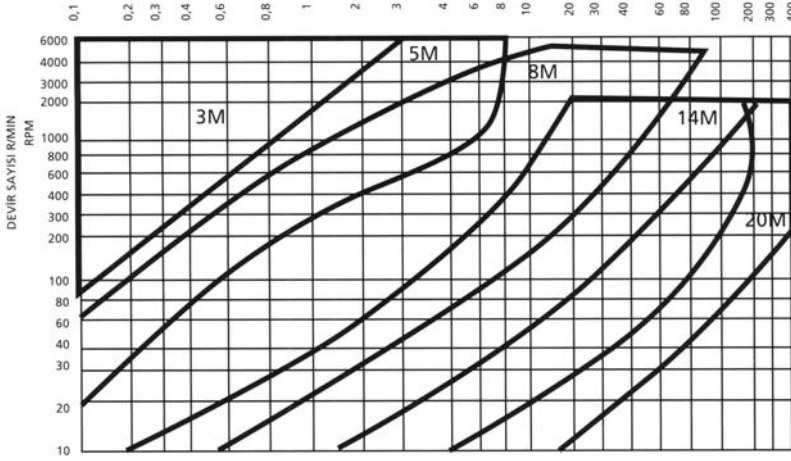
TRİĞER KASNAKLAR (XL)	
TRIGGER PULLEYS (XL)	
1/5 " (5.08 mm)	
XL037	
10 XL037 F	
11 XL037 F	
12 XL037 F	
13 XL037 F	
14 XL037 F	
16 XL037 F	
17 XL037 F	
19 XL037 F	
20 XL037 F	
21 XL037 F	
22 XL037 F	
24 XL037 F	
26 XL037 F	
27 XL037 F	
28 XL037 F	
30 XL037 F	
32 XL037 F	
34 XL037 F	
35 XL037 F	
36 XL037 F	
40 XL037 F	
42 XL037 F	
44 XL037 F	
48 XL037 F	
60 XL037 F	
72 XL037 F	



TRİGER KASNAKLAR

TRIGGER PULLEYS

ПРИВОДНЫЕ РЕМНИ (H)



TRİGER KASNAKLAR (5 M) TRIGGER PULLEYS (5M)

5M-09	5M-15	5M-25
12 5M-09 F	12 5M-15 F	12 5M-25 F
14 5M-09 F	14 5M-15 F	14 5M-25 F
16 5M-09 F	16 5M-15 F	16 5M-25 F
18 5M-09 F	18 5M-15 F	18 5M-25 F
20 5M-09 F	20 5M-15 F	20 5M-25 F
21 5M-09 F	21 5M-15 F	21 5M-25 F
22 5M-09 F	22 5M-15 F	22 5M-25 F
24 5M-09 F	24 5M-15 F	24 5M-25 F
26 5M-09 F	26 5M-15 F	26 5M-25 F
28 5M-09 F	28 5M-15 F	28 5M-25 F
30 5M-09 F	30 5M-15 F	30 5M-25 F
32 5M-09 F	32 5M-15 F	32 5M-25 F
36 5M-09 F	36 5M-15 F	36 5M-25 F
40 5M-09 F	40 5M-15 F	40 5M-25 F
44 5M-09 F	44 5M-15 F	44 5M-25 F
48 5M-09 F	48 5M-15 F	48 5M-25 F
60 5M-09 F	60 5M-15 F	60 5M-25 F
72 5M-09 F	72 5M-15 F	72 5M-25 F

TRİGER KASNAKLAR (T5) TRIGGER PULLEYS (T5)

10 T5 10 mm. Kayış	16 T5 16 mm. Kayış	25 T5 25 mm. Kayış
10 T5 10 F	10 T5 16 F	10 T5 25 F
12 T5 10 F	12 T5 16 F	12 T5 25 F
14 T5 10 F	14 T5 16 F	14 T5 25 F
15 T5 10 F	15 T5 16 F	15 T5 25 F
16 T5 10 F	16 T5 16 F	16 T5 25 F
18 T5 10 F	18 T5 16 F	18 T5 25 F
19 T5 10 F	19 T5 16 F	19 T5 25 F
20 T5 10 F	20 T5 16 F	20 T5 25 F
22 T5 10 F	22 T5 16 F	22 T5 25 F
24 T5 10 F	24 T5 16 F	24 T5 25 F
25 T5 10 F	25 T5 16 F	25 T5 25 F
27 T5 10 F	27 T5 16 F	27 T5 25 F
28 T5 10 F	28 T5 16 F	28 T5 25 F
30 T5 10 F	30 T5 16 F	30 T5 25 F
32 T5 10 F	32 T5 16 F	32 T5 25 F
36 T5 10 F	36 T5 16 F	36 T5 25 F
40 T5 10 F	40 T5 16 F	40 T5 25 F
42 T5 10 F	42 T5 16 F	42 T5 25 F
44 T5 10 F	44 T5 16 F	44 T5 25 F
48 T5 10 F	48 T5 16 F	48 T5 25 F
60 T5 10 F	60 T5 16 F	60 T5 25 F

TRİGER KASNAKLAR (8 M) TRIGGER PULLEYS (8M)

8M-20	8M-30	8M-50
22 8M-20 F	22 8M-30 F	22 8M-50 F
24 8M-20 F	24 8M-30 F	24 8M-50 F
26 8M-20 F	26 8M-30 F	26 8M-50 F
28 8M-20 F	28 8M-30 F	28 8M-50 F
30 8M-20 F	30 8M-30 F	30 8M-50 F
32 8M-20 F	32 8M-30 F	32 8M-50 F
34 8M-20 F	34 8M-30 F	34 8M-50 F
36 8M-20 F	36 8M-30 F	36 8M-50 F
38 8M-20 F	38 8M-30 F	38 8M-50 F
40 8M-20 F	40 8M-30 F	40 8M-50 F
44 8M-20 F	44 8M-30 F	44 8M-50 F
48 8M-20 F	48 8M-30 F	48 8M-50 F
56 8M-20 F	56 8M-30 F	56 8M-50 F
64 8M-20 F	64 8M-30 F	64 8M-50 F
72 8M-20 F	72 8M-30 F	72 8M-50 F
80 8M-20 F	80 8M-30 F	80 8M-50 F
90 8M-20 F	90 8M-30 F	90 8M-50 F
112 8M-20 F	112 8M-30 F	112 8M-50 F
144 8M-20 F	144 8M-30 F	144 8M-50 F
168 8M-20 F	168 8M-30 F	168 8M-50 F
192 8M-20 F	192 8M-30 F	192 8M-50 F

TRİGER KASNAKLAR (T10) TRIGGER PULLEYS (T10)

25 T10 25 mm. Kayış	32 T10 32 mm. Kayış
12 T10 25 F	12 T10 32 F
14 T10 25 F	14 T10 32 F
15 T10 25 F	15 T10 32 F
16 T10 25 F	16 T10 32 F
18 T10 25 F	18 T10 32 F
19 T10 25 F	19 T10 32 F
20 T10 25 F	20 T10 32 F
22 T10 25 F	22 T10 32 F
24 T10 25 F	24 T10 32 F
25 T10 25 F	25 T10 32 F
27 T10 25 F	27 T10 32 F
28 T10 25 F	28 T10 32 F
30 T10 25 F	30 T10 32 F
32 T10 25 F	32 T10 32 F
36 T10 25 F	36 T10 32 F
40 T10 25 F	40 T10 32 F
44 T10 25 F	44 T10 32 F
48 T10 25 F	48 T10 32 F
60 T10 25 F	60 T10 32 F